

## **Application Guidelines for a Namibia's Visa on Arrival** (updated 30 March 2025)

Do you want to apply for a 'new' visa for your holiday in Namibia? Don't worry, for someone with basic knowledge of English and average computer or online skills, the application process for a 'Visa on Arrival' should not be a problem.

Upon arrival in Namibia be prepared to present

- Return ticket (proof of onward ticket)
- A valid passport with 6 months' validity beyond the stay and a minimum 3 blank pages
- Approved printed e-visa or completed visa application form
- Invitation letter or Confirmation of accommodation or Travel itinerary
- Confirmation of sufficient funds (booking confirmations and credit card are sufficient)
- Medical/ Travel Insurance
- Full birth certificate or parental consent letter if travelling with children

Gondwana Collection Namibia took part in the online application process of a European e-visa applicant through screen sharing and compiled a few tips for you.

***This step-by-step guide was created on 17 March 2025. Changes to the application process are possible at any time; therefore, we cannot guarantee the accuracy of these guidelines.***

### **1. Applying for a VISA ON ARRIVAL**

**If you fall under the visa requirement, which comes into force from 1 April 2025, you must apply for a VISA ON ARRIVAL, not a Holiday Visa.** (The Holiday Visa is for applicants who were already subject to the visa requirement before 1 April 2025 and has stricter visa requirements).


**The VISA ON ARRIVAL applies to travellers to Namibia from countries including Germany, Switzerland, Austria, France, Italy, the UK and the USA. It also includes holidaymakers!**

Please note: Your passport must be valid for a further 6 months after your holiday in Namibia and have 3 empty pages.

## 2. Register an Account

Your starting point is the website of the **Ministry of Home Affairs, Immigration, Safety and Security (MHAISS)** <https://eservices.mhaiss.gov.na/visaonarrival>

First create an account using the 'Register' function, otherwise you will not be able to submit a visa application. Once you have registered successfully, you will receive a confirmation email.



## 3. Application for the VISA ON ARRIVAL

Stay on the VISA ON ARRIVAL webpage <https://eservices.mhaiss.gov.na/visaonarrival>.

Check at the bottom of the page whether your country is eligible for the Visa on Arrival. The webpage shows the flags, but not in alphabetical order. However, the search function works well.

Start the application process (Login). Be prepared, you need

- Passport photo (smaller than 300 KB)
- Passport copy (PDF, maximum 2MB)
- Have the address and telephone number of at least one contact point in Namibia ready (mandatory field 'Places To be Visited in Namibia'). You can briefly indicate your other places of stay; e.g. Sossusvlei, Etosha etc.

## Visa On Arrival

Apply up to 30 days of Visa on Arrival.

Welcome To Our Options Of Visa Services. Here You Can Choose To Apply For Visa On Arrival.

If You Have Any Queries Regarding Visa On Arrival Please Feel Free To Call Us At +26481 951 0126/ +26481 951 0186

For Any Other General Quenes Please Feel Free To Call Us At +26481 951 0599/ +26481 951 0507/ +26481 9510371

✓ Alert! : Thanks For Applying For The Visa On Arrival Online. For Your Reference, The Application Reference Number Is ●●●●● Your Application Is Approved. To Make A Payment Online, Click On The "Track And Pay Your Visa On Arrival Application" Button Under The Visa On Arrival Section. Until The Payment Is Made, The Visa For Visa On Arrival Application Reference Number ●●●●● Will Not Be Issued.

### Online Application

 Secure Application Online

### Secure Payment

 100% Secure Payment

### Tracking

 Follow Up Your Application Status

[Download Fact Sheet - Visa Requirements To Namibia](#)

To Create A New Online Visa On Arrival Application, Click The "New Visa On Arrival Application" Button. To Pay For Your Current Application(s), Click The "Track And Pay Your Visa On Arrival Applications" Button.

[New Visa On Arrival Application](#)

[Track And Pay Your Visa On Arrival Application](#)



Please note: There is no field where you can select single or multiple entry to Namibia visa option. However, you will be granted multiple entries automatically.

Once you have submitted the application, a window will open confirming receipt of the application. You will also receive a confirmation email.

Use the "Track and Pay your Visa on Arrival Application" button to start the payment process.

#### 4. Pay Visa on Arrival

Payment is made via the DPO payment portal. It accepts credit cards, which must be authorised for online payments.

In our application process for the Visa On Arrival, we had difficulties finding the payment function. Please click on the small graphic display of the credit card (see screenshot):


Republic of Namibia  
Ministry of Home Affairs, Immigration, Safety and Security

Home E-Services Feedback Contact Us Welcome Back: Lambert Heil Sign Out

TRACKING AND PAY YOUR APPLICATION ONLINE

Show

Copy CSV Excel PDF Print Search:

Ref #	Full Name	Gender	Passport Number	Citizenship	Date Of Birth	Status	Action
████████	████████	██████	████████	Germany	██████	Visa Approved, Please Make A Payment	 Action <small>Make a Payment</small>
Ref #	Full Name	Gender	Identity Number	Country Of Birth	Date Of Birth	Status	Action

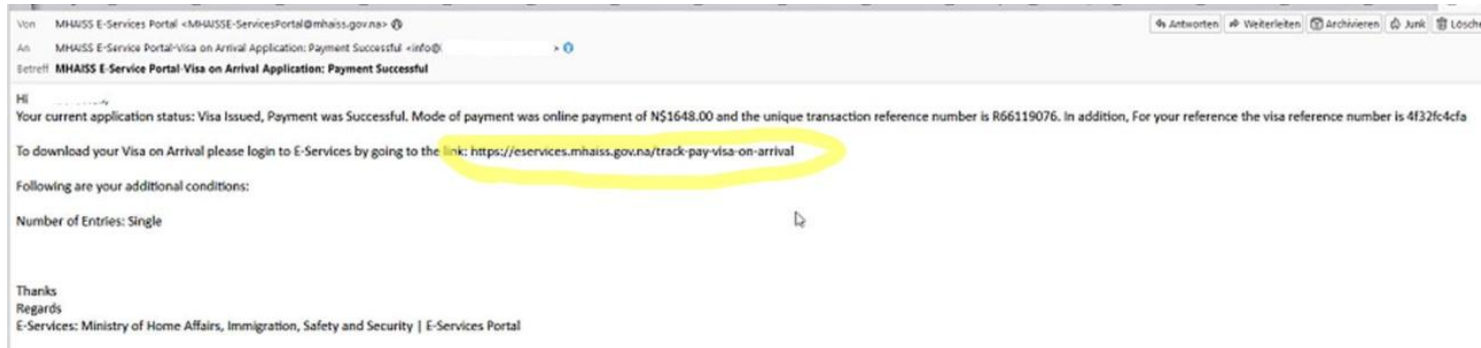
Showing 1 To 1 Of 1 Entries

Previous 1 Next

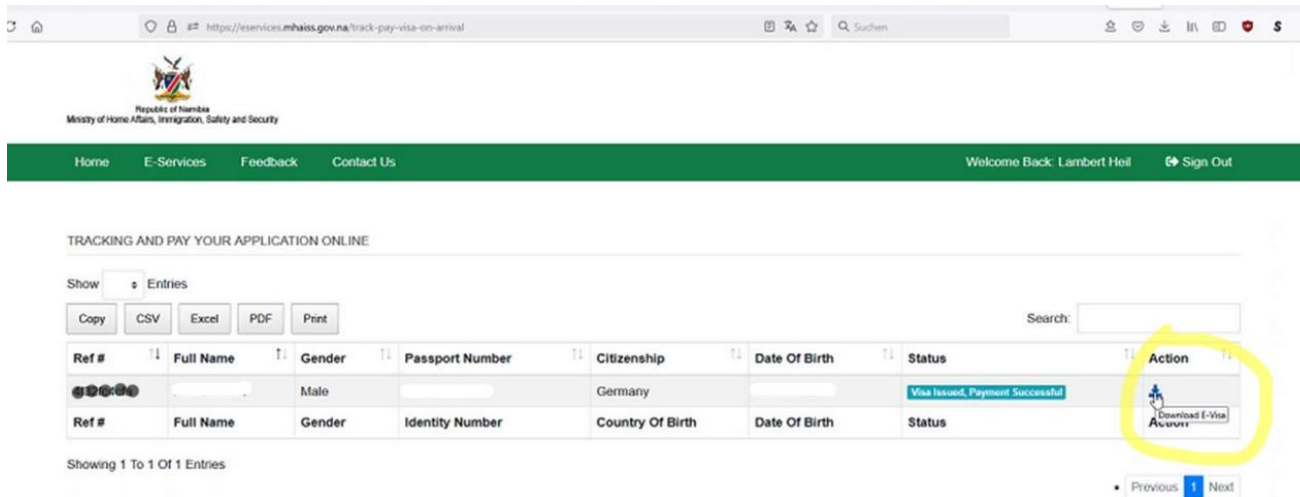
\*An Additional 3% Processing Fee Is Imposed To Cover The Costs Associated With Online Transaction Processing, Ensuring A Smooth And Secure Payment Experience For All Applicants Choosing This Payment Method.

Please note that we accompanied the e-visa application process on 17 March 2025. In the meantime, according to the responsible ministry, a “bulk payment” function for family/group payments has been introduced, which allows visa payments up to a total amount of 97,000 NAD per account.

After completing the payment process, you will receive a confirmation email.



Copy the link in the confirmation email and copy it into the browser field. You will come to the following page:



\*An Additional 3% Processing Fee Is Imposed To Cover The Costs Associated With Online Transaction Processing, Ensuring A Smooth And Secure Payment Experience For All Applicants Choosing This Payment Method.



Republic of Namibia  
Ministry of Home Affairs, Immigration, Safety and Security



E-Visas: Use an Internet Verification QR Code

### E-Visa

To:

Date of Issue: 11-04-2025  
Date of Expiry: 11-05-2025  
Payment Status: Paid, N\$ 1600

#### Permission is Hereby Granted to:

Surname: \_\_\_\_\_, Holder of Following Passport with

- (a) Passport Number: \_\_\_\_\_
- (b) Issuing Authority: Germany
- (c) Place of Issue: \_\_\_\_\_
- (d) Date of Issue: \_\_\_\_\_
- (e) Date of Expiry: 2 \_\_\_\_\_

#### to Proceed to the Republic of Namibia Subject to the Following Conditions:

1. Visa Number: \_\_\_\_\_
2. Type of Visa: E-Visa
3. Valid From: 11-04-2025
4. Date of Expiry: 11-05-2025
5. Number of Entries: Multiple
6. Point of Entry: Hosea Kutako International Airport or any other recognised gazetted point of entry
7. Purpose of Visit: Holiday/Tourism/Recreations
8. Place of Issue: MBUJSS

#### Further Conditions: Namibia Entry Checklist

We're excited to welcome you to Namibia! For a smooth arrival, have these essentials ready:

- **EVISA** - You must come in with a printed copy of your E-Visa.
- **Passport** - Valid for at least 6 months with 3 blank pages.
- **Return Ticket** - Proof of onward travel (if required).
- **Health Insurance** - Coverage for medical expenses.
- **Accommodation** - Hotel booking or host invitation.
- **Funds** - Proof of financial means for your stay.
- **Travelling with Kids?** - Full birth certificate and parental consent letter (if applicable).

Ensure you meet these requirements for a hassle-free entry. Enjoy your stay in Namibia!

In the e-visa you will find confirmation that your **e-visa is valid for 'Multiple Entries'**. Please remind your **Immigration official at the point of entry to stamp a multiple-entry visa in your passport, if required.**

With this visa you can leave Namibia for a short trip to a neighbouring country, e.g. to the Victoria Falls, and return again.

#### 5. Documents you must present on Arrival in Namibia

- Return ticket (proof of onward ticket)
- A valid passport with 6 months' validity beyond your stay and a minimum 3 blank pages
- Approved printed e-visa or completed visa application form
- Invitation letter or Confirmation of accommodation or Travel itinerary
- Confirmation of sufficient funds (booking confirmations and credit card are sufficient)
- Medical/ Travel Insurance
- Full birth certificate or parental consent letter if travelling with children

**Please note: This step-by-step guide was created on 17 March 2025 to support visa applicants. Changes to the application process are possible at any time; we cannot guarantee the accuracy of these guidelines.**